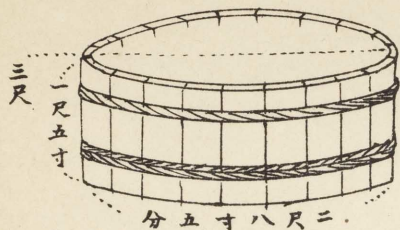


金澤鹽務局

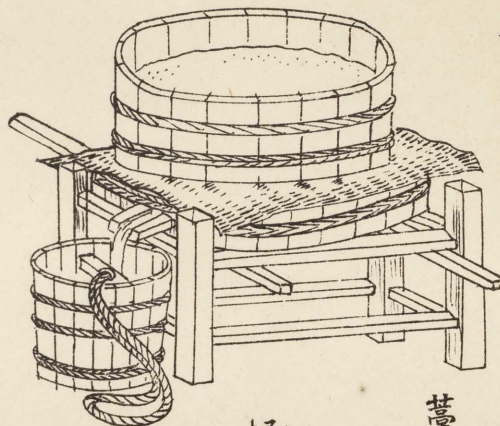
羽咋出張所之部

濾過器組立圖

側



桶

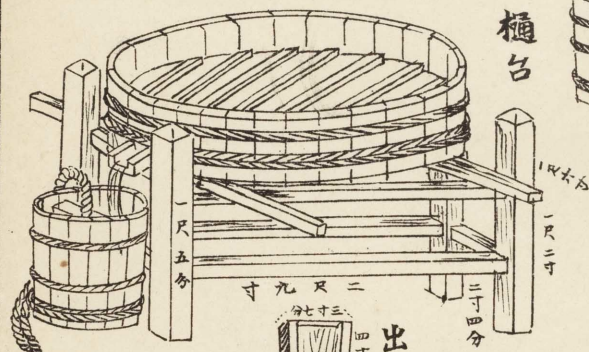


桶筥

藁繩

竹敷五十七本

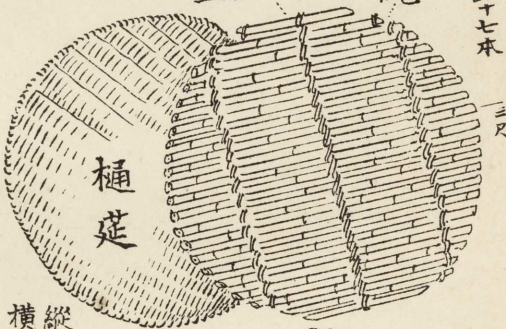
三尺



桶台



出し口

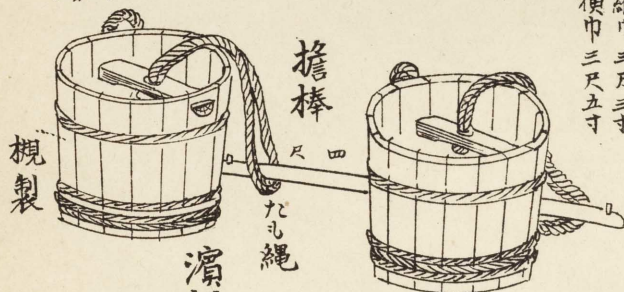


桶筥

縦巾三尺三寸  
横巾三尺五寸

擔桶  
口徑一尺二寸  
底徑一尺五分  
深一尺五分


椽高廿五分



擔棒

尺四  
たね繩

擔桶



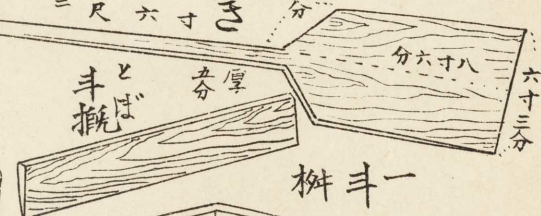
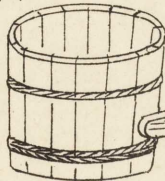
めざら  
三尺  
二尺六寸

手すき

二尺六寸

二寸三分

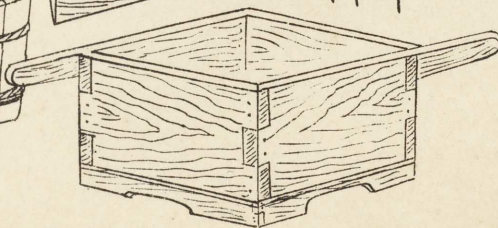
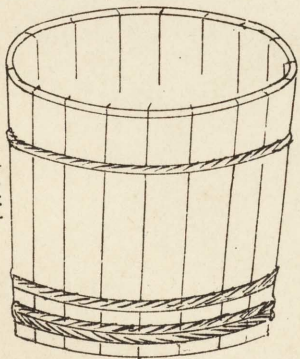
撒桶  
高廿七寸五分  
口徑六寸五分  
深在四寸五分

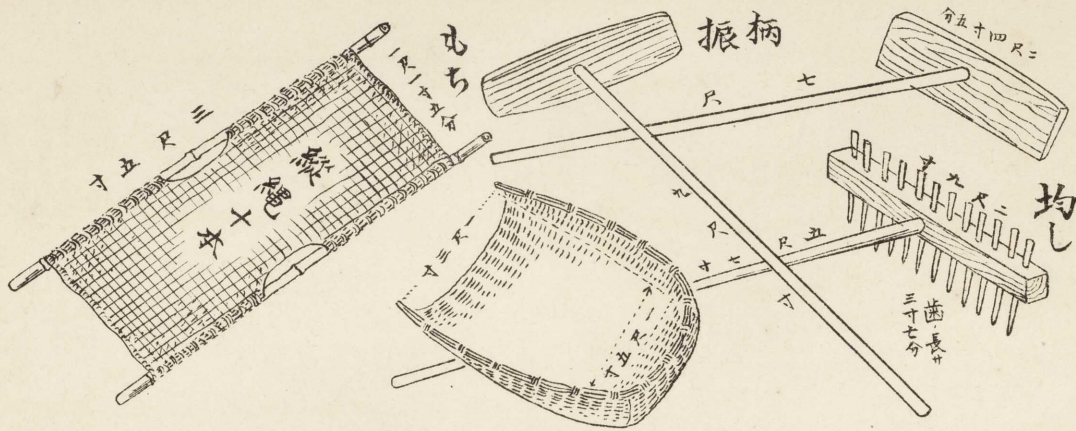


手すき

一斗

高廿二尺八寸六分  
口徑二尺四寸  
底至二尺七寸




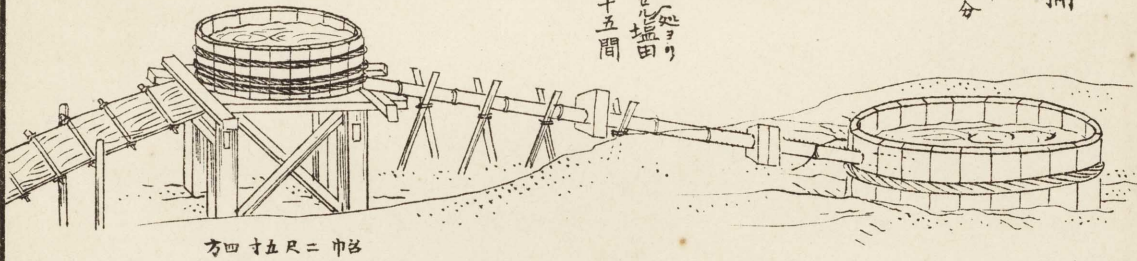


海水汲取場装置

桶 深廿一尺五分  
口徑三尺  
底二層寸五分

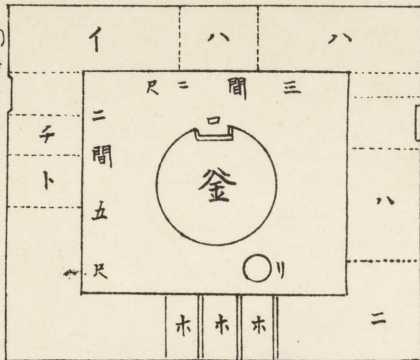
砂埋没塩田  
溜桶造十五間

海水溜桶 深廿三尺四寸  
口徑四尺七寸  
底徑四尺七寸

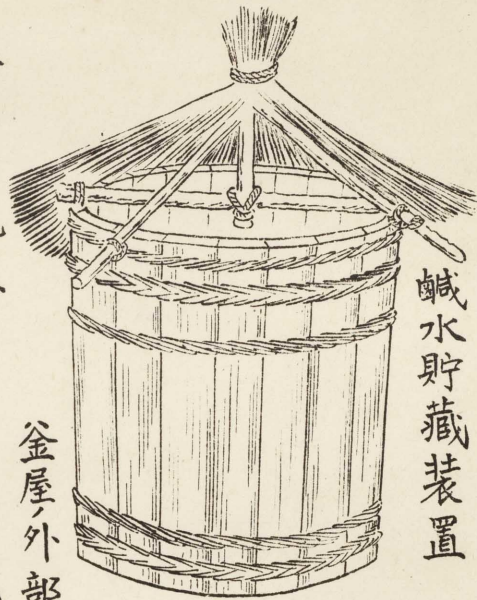


金澤塩務司羽咋出張所之部

- (イ) 燃料置場
- (ロ) 竈ノ上ニ掛取ミタル后置所俗トビキト称ス
- (ハ) 鹹水樽所在
- (ニ) 鹹水樽所在
- (ホ) 反置場
- (ケ) 苦汁溜
- (コ) アイ樽所在




金屋内ノ配置



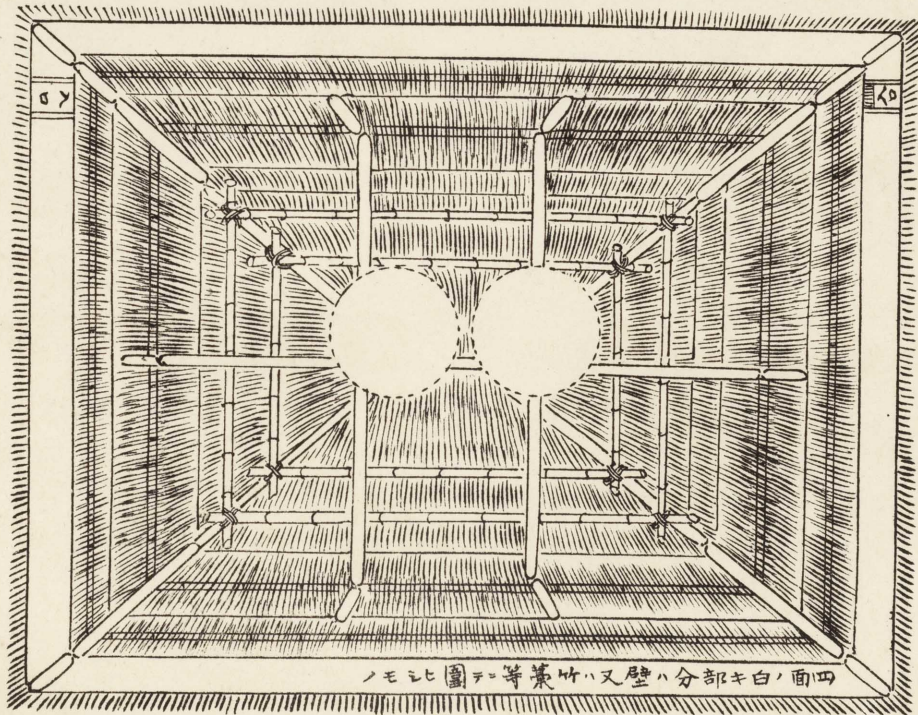
鹹水貯藏装置

金屋ノ外部



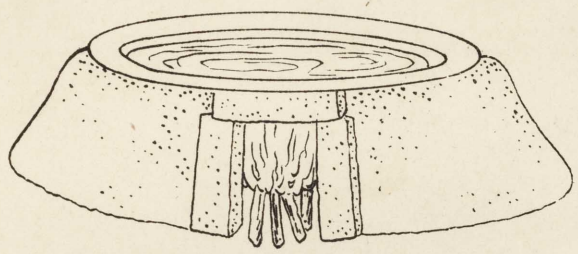
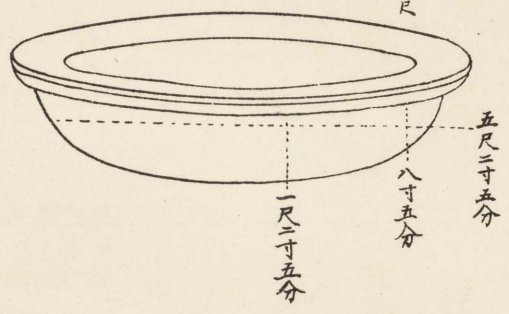
金屋構造

金屋ヲ仰向ニ内部ヲ見ルトキハ竈ナシ竈アルハ只其配置ヲ示セルモノナリ



ノモトニ圖ヲ等策竹ハ又壁ハ分部キ白ノ面四

煎熬釜  
大形

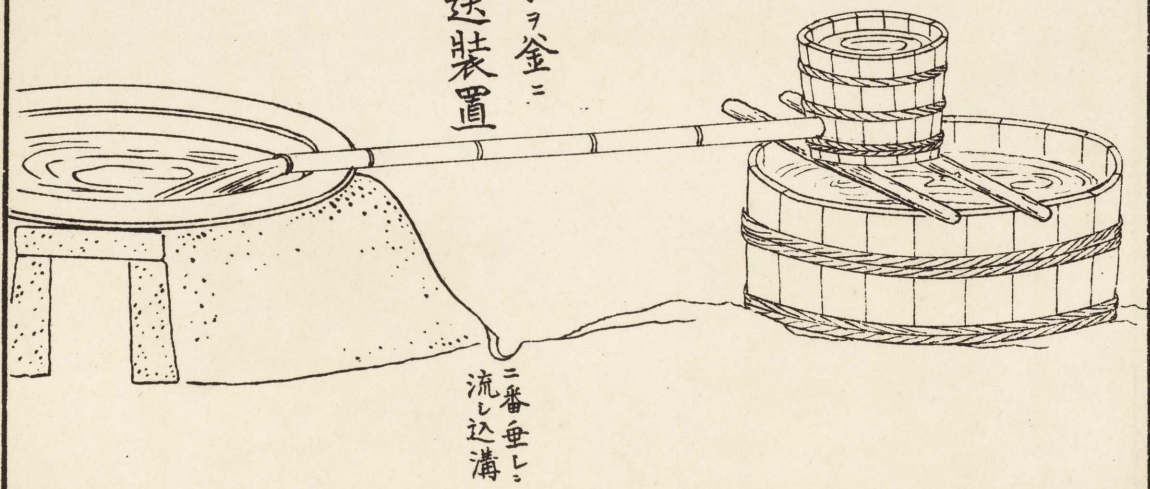


煎熬ノ圖  
竈 高一尺五寸  
竈口 一尺二寸

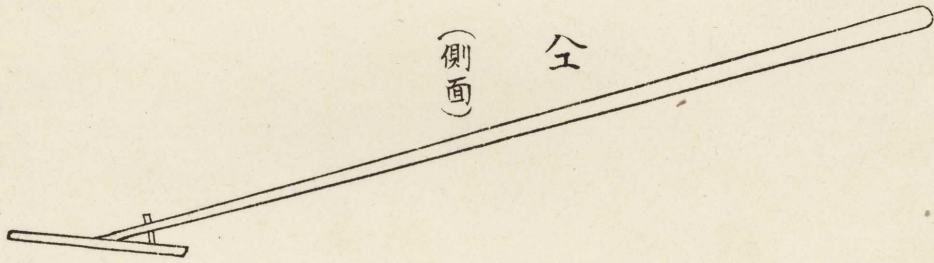

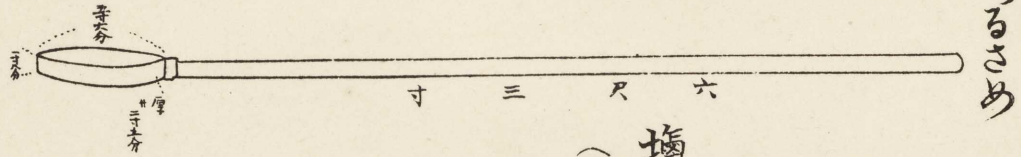
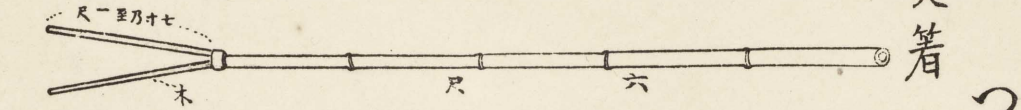

鹹水桶

桶 十八石乃至  
廿石乃入

鹹水ヲ釜ニ  
輸送装置



煎熬用器具



儀装ノ置

