


秋田鹽務局


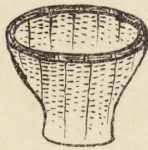
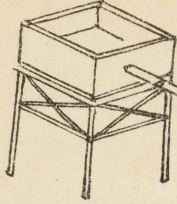
青森出張所之部

りすか

指送輸水鹹



附竹管



籠揚桶

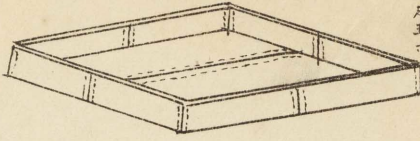
口徑 一尺四寸
深 一尺五寸

笕

口徑 二尺一寸
深 一尺四寸

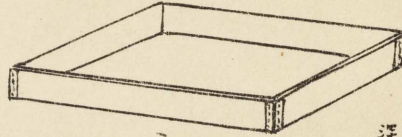
鍋發蒸

横 七寸
深 六寸
堅 五寸



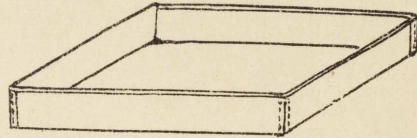
釜と温製鉄

横 四尺
深 六尺
堅 六寸



釜晶結製鉄

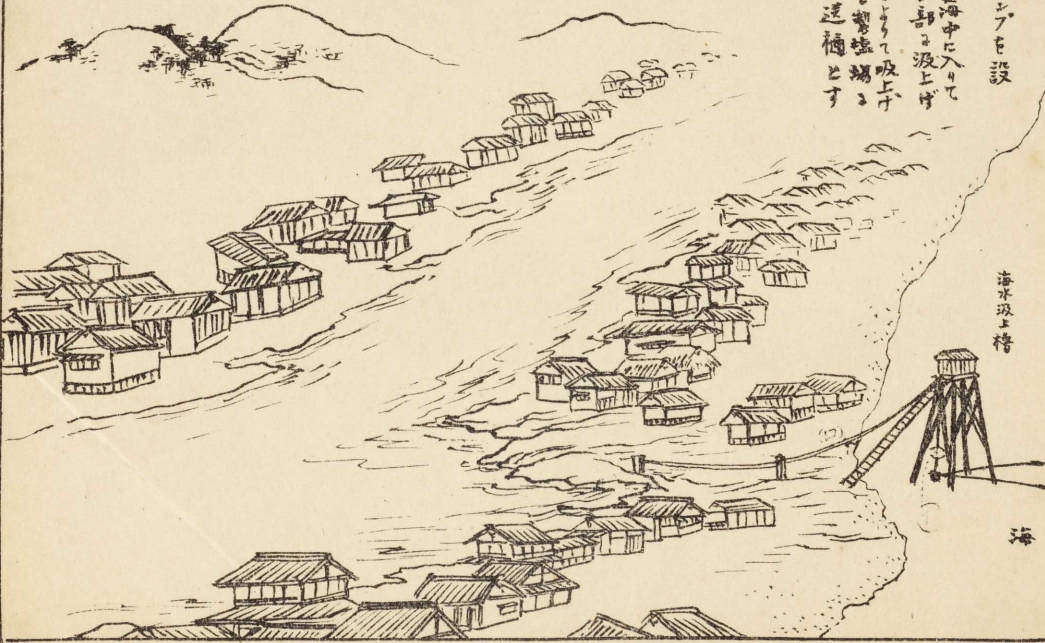
横 四尺
深 六尺
堅 五寸




槽中には吸上ポンプを設
置し
(1)右の鉄管は海中に入れて
其より海水は上部より汲上げ
(2)は吸上ポンプより汲上げ
られたる海水を製塩場へ
送る木製の輸送橋とす

海水汲上げ


海



火加毛



斧




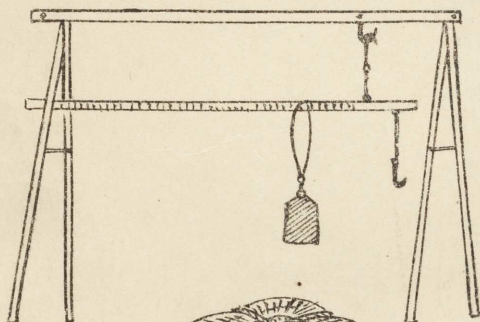
鋸



鑿



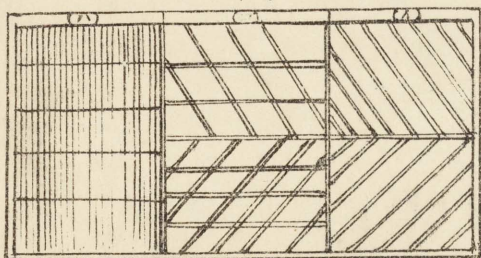
秤



塩包装
(三十斤入)

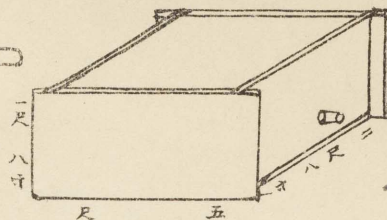
塩置場構造

① 味部、構造
② 上部、構造、板を敷きたら様



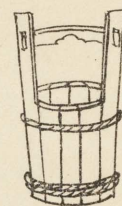
③ 最下底の構造

鹹水砂通箱

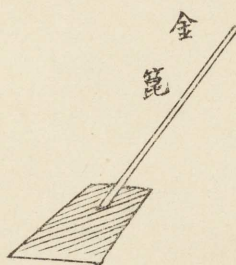


手桶

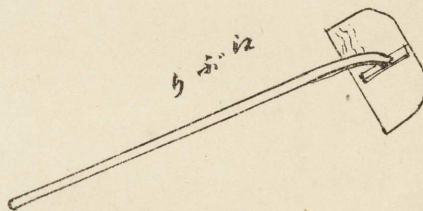
口径直径一尺
深一尺五寸



金篦




江ふり

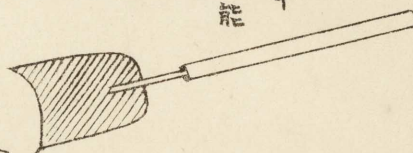


口製
スル

一寸角長二尺
十六本



十能



鋸

